



This Photo by Unknown author is licensed under [CC BY-NC](#).

- FLEX Training
- Jan 20, 2021
- Dr. Vanessa Mercado
- Dr. Mayra Padilla

CCC Data Coaching Training 101: Available Tools

Who's in the room?

Name, Role, and Reason for being here

Objectives

1. Familiarize CCC faculty and staff with available data tools.
2. Receive instructions for setting up VPN access in order to play with some of the tools!
3. Begin to think about how these tools can support our student success and equity goals.

AGENDA

1. We will review the following data tools:
 - Institutional Effectiveness State and Federal Data Resources
 - SQL Data Library
 - Tableau Data Dashboards and Visualization Pages
 - Data Request Introduction
2. We will explore how to use these tools to support our student success & equity goals
3. Additional Resources on GROW
4. Future Opportunities

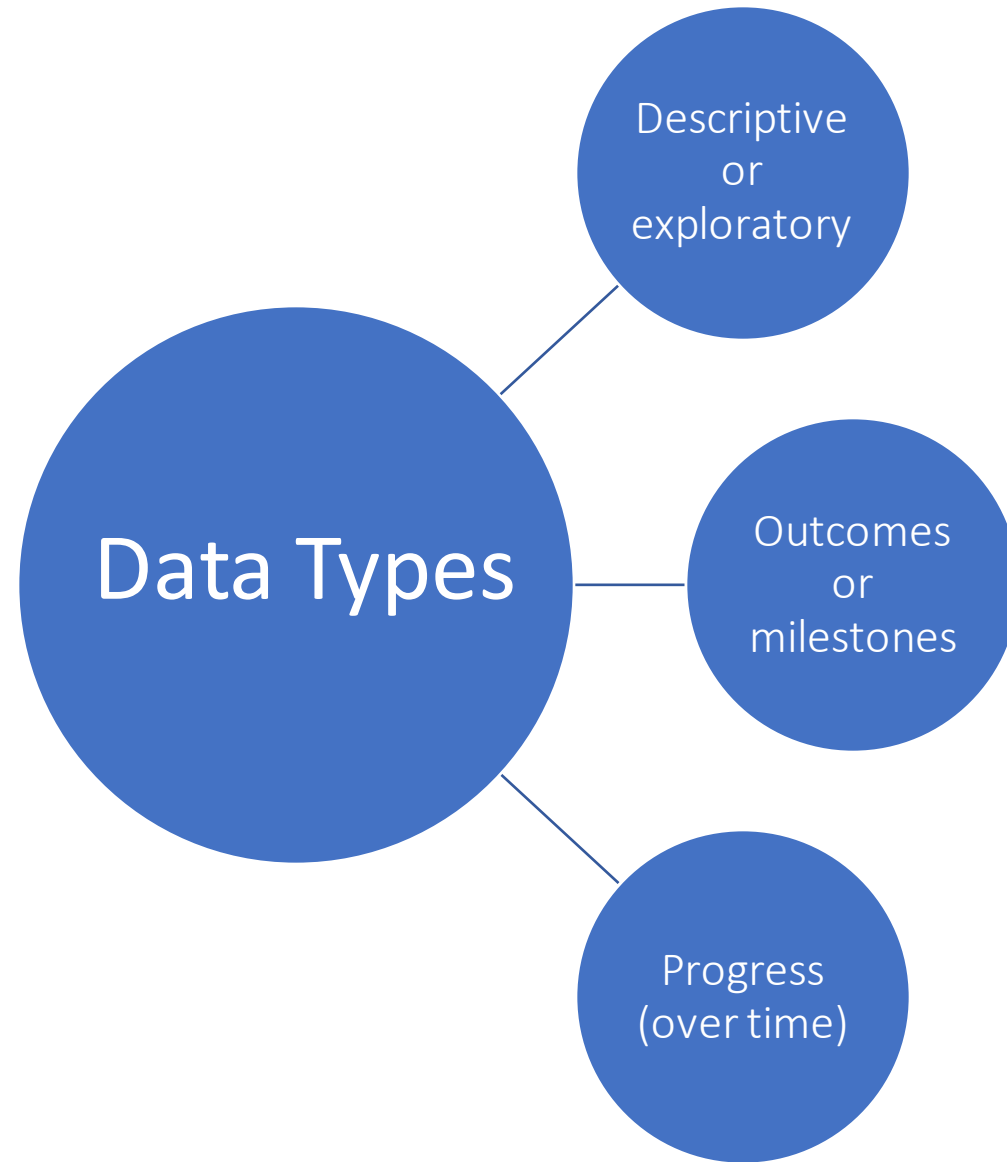
Why do we need data?



Large Group Discussion



Data Uses



Existing Data Resources (And where it all lives)

Publicly
Available Data

CCC Institutional
Effectiveness
Webpage

4CD Internal
Data

InSite Portal



Institutional Effectiveness State and Federal Data Resources



Federal
Education Data

State
Community
College Data

CSU/UC Transfer
Data

K-12 Data

District-Wide
(4CD) + College-
Specific Data

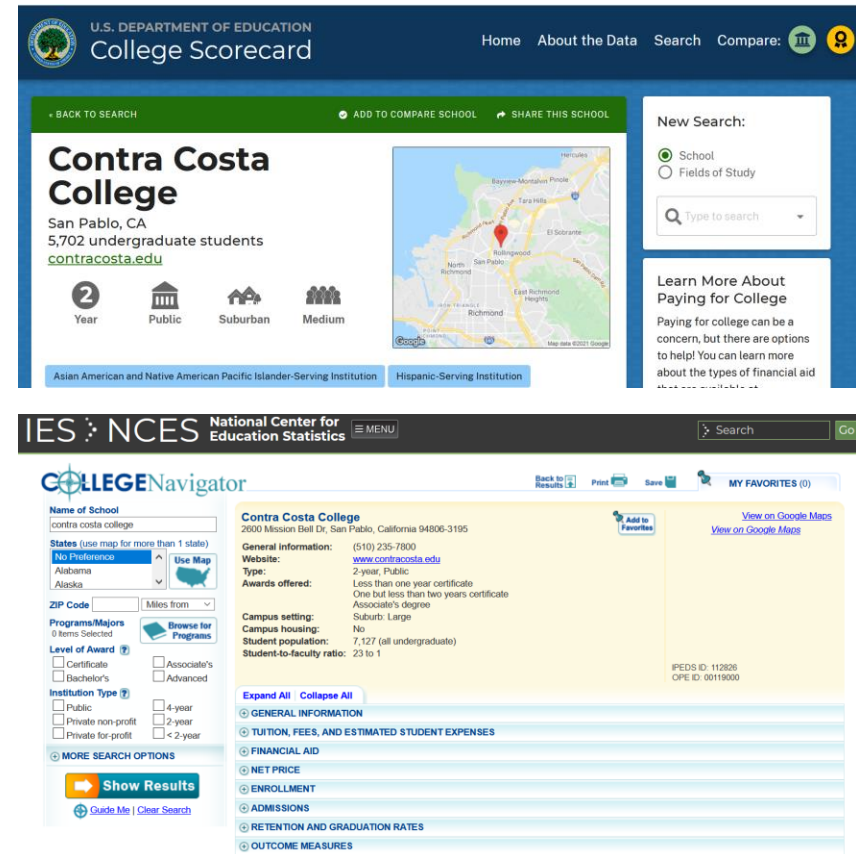
Federal (National) Education Data Resources



Federal Education Data

[U.S. Department of Education College Scorecard](#)

[National Center for Education Statistics \(NCES\) College Navigator](#)



NOTE: While these resources provide information for educational institutions across the nation, the links are directed to Contra Costa College data profiles.

State (California) Community College Data Resources

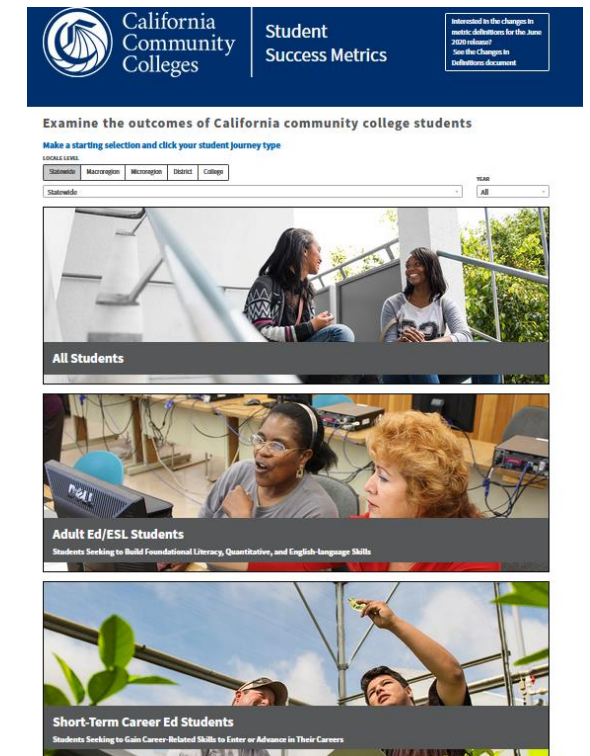
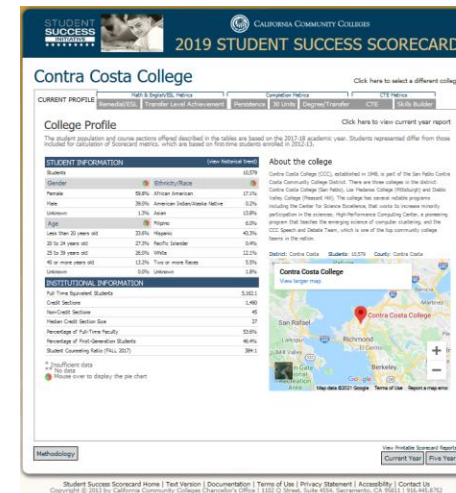
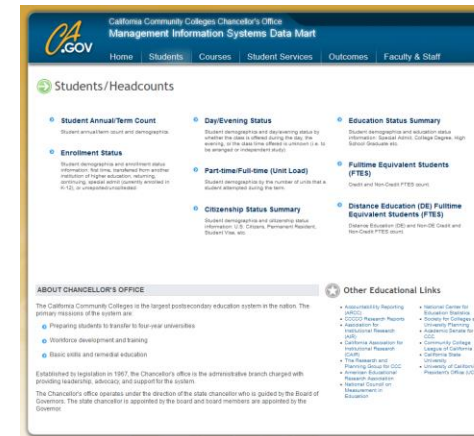


State Community College Data

California Community Colleges Chancellor's Office (CCCCO) Data Mart [↗](#)

CCCCO Student Success Scorecard [↗](#)

CCCCO Launch Board, Student Success Metrics [↗](#)



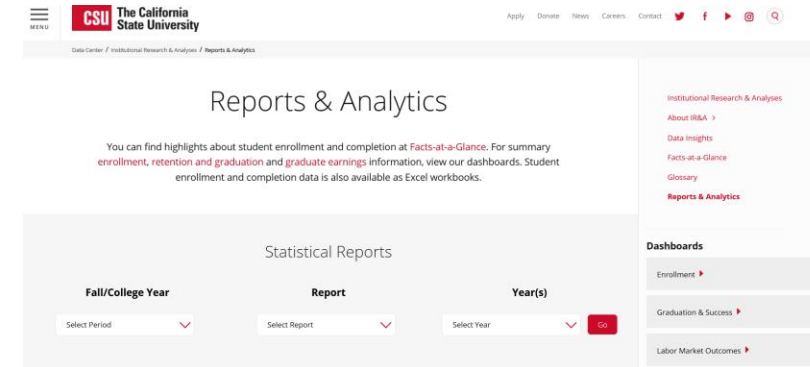
CSU & UC Transfer Data Resources



Transfer Data

CSU Transfer Data [↗](#)

UC Transfers Data [↗](#)



The UC System Transfers by major dashboard. It features a blue header with the UC System logo and navigation links: Admissions, Jobs, Contact, and social media icons. The main content area is titled "Transfers by major" and includes a brief description of the data available. Below this is a table showing transfer data by major, with columns for "Campus", "Cip 2 digit", "2 digit name", "Cip 4 digit", "4 digit name", and "Academic Year". The table is filtered by "Community College" and "Academic Year".

| Campus | Cip 2 digit | 2 digit name | Cip 4 digit | 4 digit name | 2012-13 | 2013-14 | 2014-15 | 2015-16 | 2016-17 | 2017-18 | 2018-19 |
|--------|-------------|---|-------------|--|---------|---------|---------|---------|---------|---------|---------|
| UCB | 03 | Natural Resources and Conservation | 03.01 | Natural Resources Conservation and Research | 80 | 66 | 65 | 76 | 88 | 87 | 91 |
| | | | 03.05 | Forestry | 1 | 1 | 2 | 3 | 4 | 3 | 8 |
| | 04 | Architecture and Related Services | 04.02 | Architecture | 61 | 62 | 61 | 65 | 74 | 66 | 49 |
| | | | 04.04 | Environmental Design | | | 2 | 6 | 6 | 3 | 6 |
| | | | 04.06 | Landscape Architecture | 4 | 3 | 2 | 8 | 5 | 5 | 5 |
| | 05 | Area, Ethnic, Cultural, Gender, and Group Studies | 05.01 | Area Studies | 33 | 15 | 22 | 23 | 26 | 7 | 9 |
| | | | 05.02 | Ethnic, Cultural Minority, Gender, and Group Studies | 15 | 15 | 17 | 17 | 27 | 21 | 11 |
| | 09 | Communication, Journals... | 09.01 | Communication and Media Studies | 64 | 48 | 64 | 82 | 136 | 140 | 130 |
| | 11 | Computer and Information... | 11.07 | Computer Science | 21 | 29 | 32 | 31 | 35 | 50 | 44 |
| | 14 | Engineering | 14.03 | Agricultural Engineering | 2 | 3 | 1 | 1 | | 1 | |

K-12 Data Resources



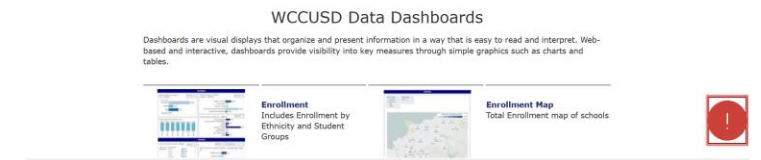
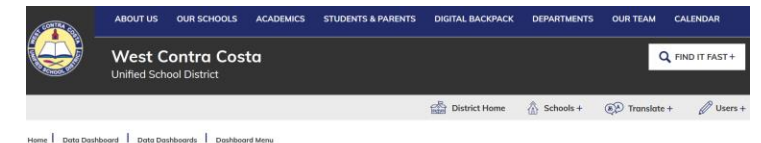
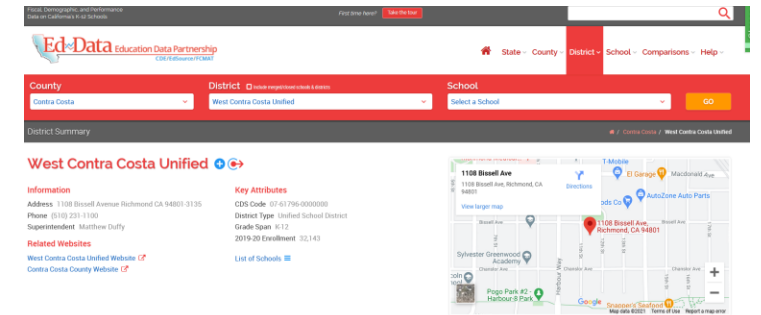
K-12 Data

[DATA Quest \(California Department of Education\)](#)

[Ed-data \(CDE, EdSource, & FCMAT\)](#)

[California School Dashboard](#)

[WCCUSD Data Dashboards](#)



4CD and Contra Costa College-Specific Data



District-Wide (4CD) + College-Specific Data

[Consumer Information](#)

[4CD Fingertip Facts](#)

[College Quick Facts](#)

[Enrollment and Success of Recent High School Graduates](#)

[4CD 2018 Economic Impact Report](#)

[4CD 2017 Environmental Scan](#)

[4CD Workforce Diversity Data Reports](#)


Existing Data Resources (And where it all lives)

Publicly
Available Data

CCC Institutional
Effectiveness
Webpage

4CD Internal
Data

InSite Portal



4CD Internal Data Resources via InSite





We will be focusing on the resources located within the tiles that are outlined in RED.

Virtual Private Network (VPN) Instructions




Working
Remotely -
Instructions



 District Information Technology

SPACE SHORTCUTS

 [How-to articles](#)

PAGES

- › [How To Contact IT Helpdesk](#)
- [Access OnBase from Offsite Location](#)
- › [How To Access Colleague](#)
- › [Virtual Private Network \(VPN\)](#)



Data Coaching Resources

[How to install Virtual Private Network \(VPN\) software \[STEP 1\]](#)

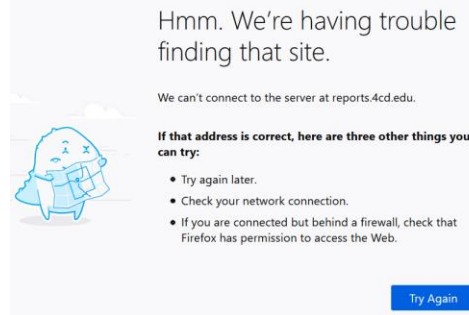
[How to connect to VPN AFTER you install Software \[STEP 2\]](#)

[4CD Tableau Training Guide August 2020](#)

[District Research Service Request Form \(Template\)](#)

NOTE: You must be connected to VPN in order to access the 4CD internal data tools

SQL Data Library



http://reports.4cd.edu:82 is requesting your username and password.

User Name:

Password:

If you get this error message, you are NOT connected to VPN

← → Home | My Subscriptions | Help

reports.4cd.edu:82/Reports/Pages/Folder.aspx

SQL Server Reporting Services
Home

Folder Settings

AB19 (FT3)
Reports for managing AB19 (FT3) pled...

Admissions and Records
Reports for the Admissions & Records ...

Assessment
Districtwide Assessment reports

Search

Details View



NOTE: staff will only see the folders they have permission to view

Stretch Break

5 mins

Tableau Data Dashboards and Visualization Pages






| | | | |
|------------------------|-----------|-----------------------|---|
| Pre-MM Baseline | AB705MATH | 12/16/2020 4:35:04 PM | > |
| Plcmt & Success_Gender | AB705MATH | 12/16/2020 4:34:54 PM | > |
| Plcmt & Success | AB705MATH | 12/16/2020 4:21:39 PM | > |
| Definitions | AB705MATH | 12/16/2020 4:20:31 PM | > |
| Math Courses | AB705MATH | 12/16/2020 4:16:56 PM | > |


District InSite Portal


What can we help you find today?

go

Click on an icon to view a dashboard

 **Training Dashboard** This is a dashboard used for training -- Do Not Use for Reports -- Training only.

 ***NEW* Strategic Scheduling Dashboard**

 ***NEW* Strategic Enrollment Dashboard**

Click here to explore other content on 4CD's Tableau server



 

Tableau Training Guide



Data Coaching Resources

[How to install Virtual Private Network \(VPN\) software \[STEP 1\]](#)

[How to connect to VPN AFTER you install Software \[STEP 2\]](#)

[4CD Tableau Training Guide August 2020](#)

[District Research Service Request Form \(Template\)](#)



ASR Analytics, LLC

Prepared by: Heather Hutchings
E-mail: heather.hutchings@asranalytics.com
Web: <http://www.asranalytics.com/>

CONTRA COSTA COMMUNITY COLLEGE DISTRICT: TABLEAU VIEWER TRAINING

Analytics and Visualization Support

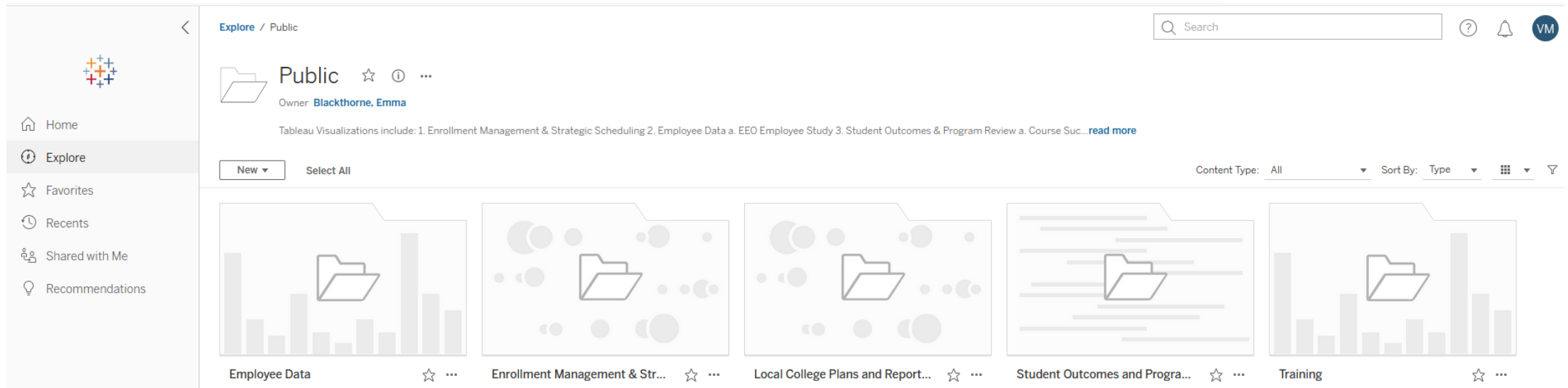
Version: 1.0

Last updated: August 6, 2020

Tableau - Key Folders & Dashboards




Public Folders

- Course Success Data
- Enrollment Data
- AB705 Data



District Research Data Request



| insite | |
|--|---|
|  Buildings and Grounds and Custodial Work Order Request Form | > |
| Submit a work order request to the Facilities Maintenance Department | |
|  Catastrophic Leave Program | > |
| Optional individual Catastrophic Leave Program coverage | |
|  District Research Service Request Form | > |



Data Coaching Resources

[How to install Virtual Private Network \(VPN\) software \[STEP 1\]](#)

[How to connect to VPN AFTER you install Software \[STEP 2\]](#)

[4CD Tableau Training Guide August 2020](#)

[District Research Service Request Form \(Template\)](#)

AGENDA

1. We will review the following data tools:
 - Institutional Effectiveness State and Federal Data Resources
 - SQL Data Library
 - Tableau Data Dashboards and Visualization Pages
 - Data Request Introduction
2. We will explore how to use these tools to support our student success & equity goals
3. Additional Resources on GROW
4. Future Opportunities

Support Student Success Using an Equity Lens



- What is Equity?
 - Disaggregate data
 - Center race
 - Include intersectional identities (holistic view of students - aspirational)

- Data Considerations:
 - Democratizing the data
 - Humanizing the work
 - Centering Student Success
 - Continuous improvement and contextualization



Group Activity Prompts & Considerations

What questions are you trying to answer with an equity lens that impact your work?

- Descriptive or exploratory
- Outcome our milestones
- Progress (over time)

What tools that we shared today would you use?

- IE website
- SQL Data Library
- Tableau Dashboards

What issues came up that you need further support to address?



Debrief


Share out major insights

What do you want to know for next training?

What worked and what didn't in this session?

How do you feel about using data after this session? Thumb up, down, center.

Additional Resources



Research and Higher Education Professional Association Resources (Quick Links)

[The RP Group](#)

[The California Association for Institutional Research \(CAIR\)](#)

[Community College Research Center \(CCRC\) at Teachers College, Columbia University](#)

[The Campaign for College Opportunity](#)

[Public Policy Institute of California \(PPIC\), Higher Education Center](#)

[Community College League of California](#)

Anyone interested in being a data coach???

Program Review

Early March we will reach out

Contact Us

Institutional Effectiveness Team



Dr. Vanessa Mercado

RESEARCH ANALYST
HSI STEM


vmercado@contracosta.edu



Dr. Mayra Padilla

DEAN
Institutional Effectiveness + Equity

mpadilla@contracosta.edu



Questions