

**Social Justice Pedagogy Conference
Contra Costa College
April 26, 2019**

Summary of Survey Results

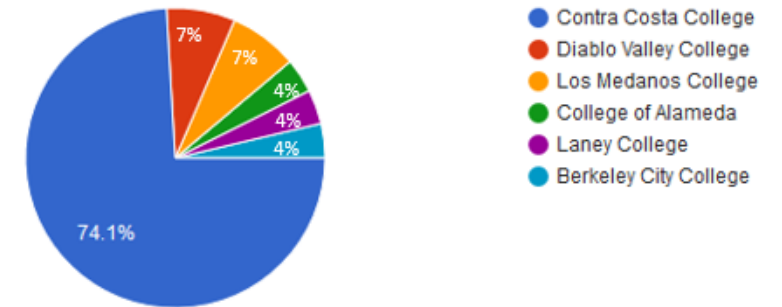
Who Took the Survey?

A total of **27 attendees** completed the anonymous survey.

- Six community college campuses
- Two community college districts
- Four constituency groups

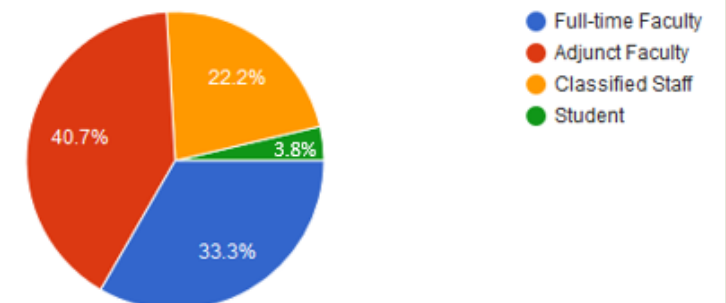
Please indicate your college (primary location).

27 responses



Please indicate your position at your respective college.

27 responses



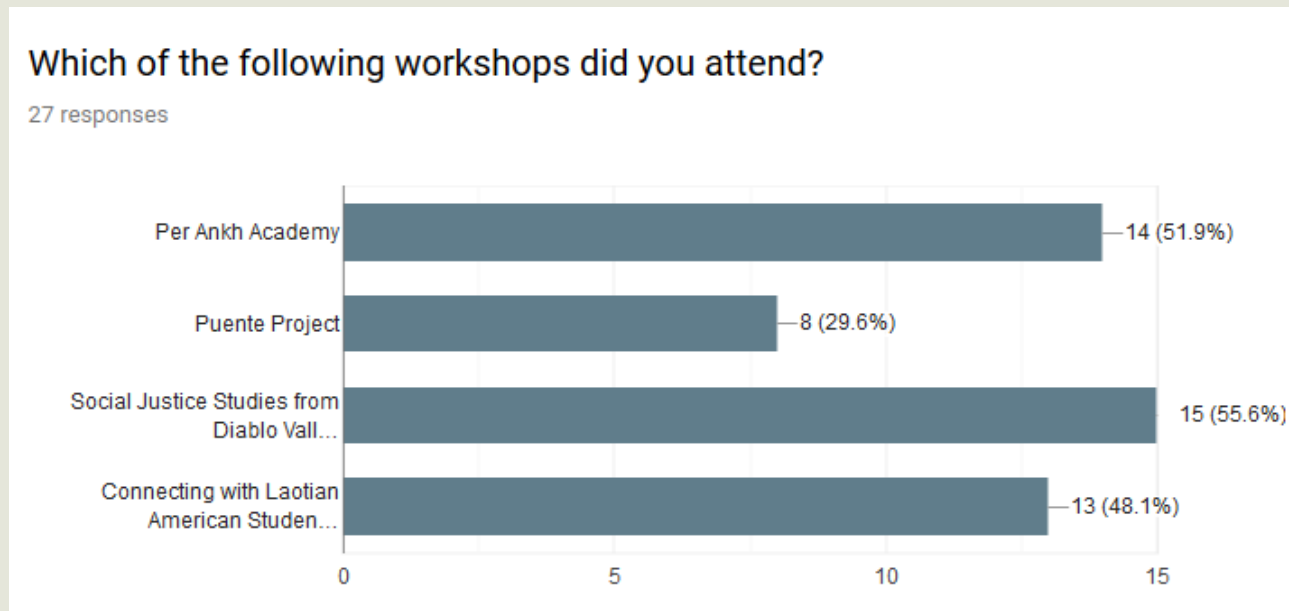
Survey Respondents by Discipline/Department and Position Type

- **16** disciplines/ departments across **4** position types.

	Adjunct Faculty (N = 11)	Full-Time Faculty (N = 9)	Classified Staff (N = 6)	Student (N = 1)
	English	Mathematics	Workforce & Economic Development	Sociology
	Mathematics	Early Childhood Education	HSI STEM	
	Early Childhood Education	English	Research	
	Health & Human Services	Biology/Biotechnology		
	Philosophy	Political Science		
	Spanish	Chemistry		
	Geography			
	History			

Workshop Attendance (two break-out sessions)

- **DVC Social Justice** was the most attended workshop among survey respondents.



Top workshop combination attended by survey respondents.

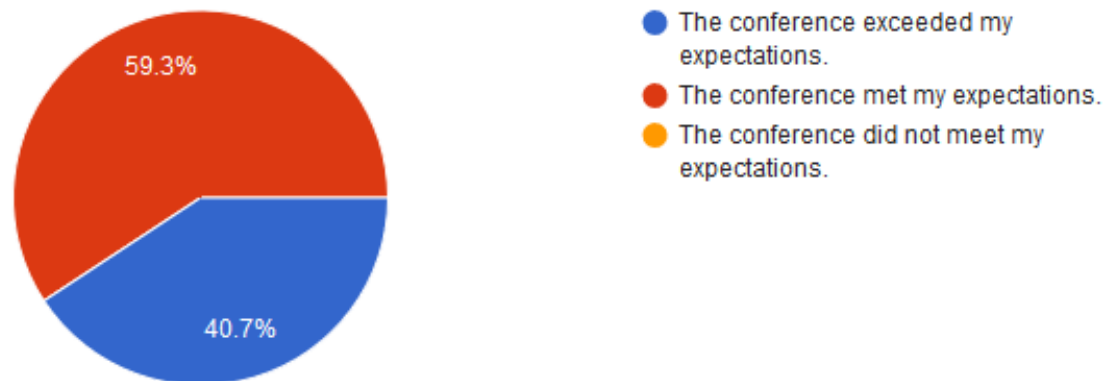
- Per Ankh + DVC Social Justice **(26%)**
- Laotian American Students + DVC Social Justice **(19%)**
- Per Ankh + Laotian American Students **(15%)**
- Puente + DVC Social Justice **(11%)**

Overall Experience

2 in 5 respondents (40.7%) said the conference exceeded their expectations.

Based on your reasons for attending, select the extent to which the conference met your expectations.

27 responses



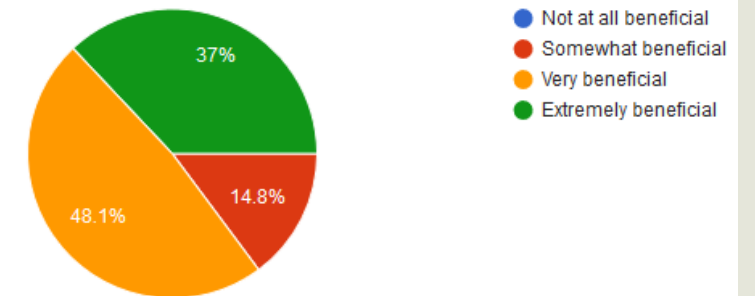
Professional Development

Roughly **2 in 5 respondents (37%)** said the conference was “**Extremely beneficial**” for their professional growth and personal growth.



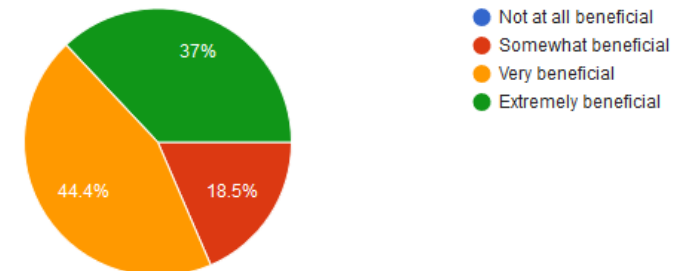
Overall, how beneficial was attending this conference for your professional growth?

27 responses



Overall, how beneficial was attending this conference for your personal growth?

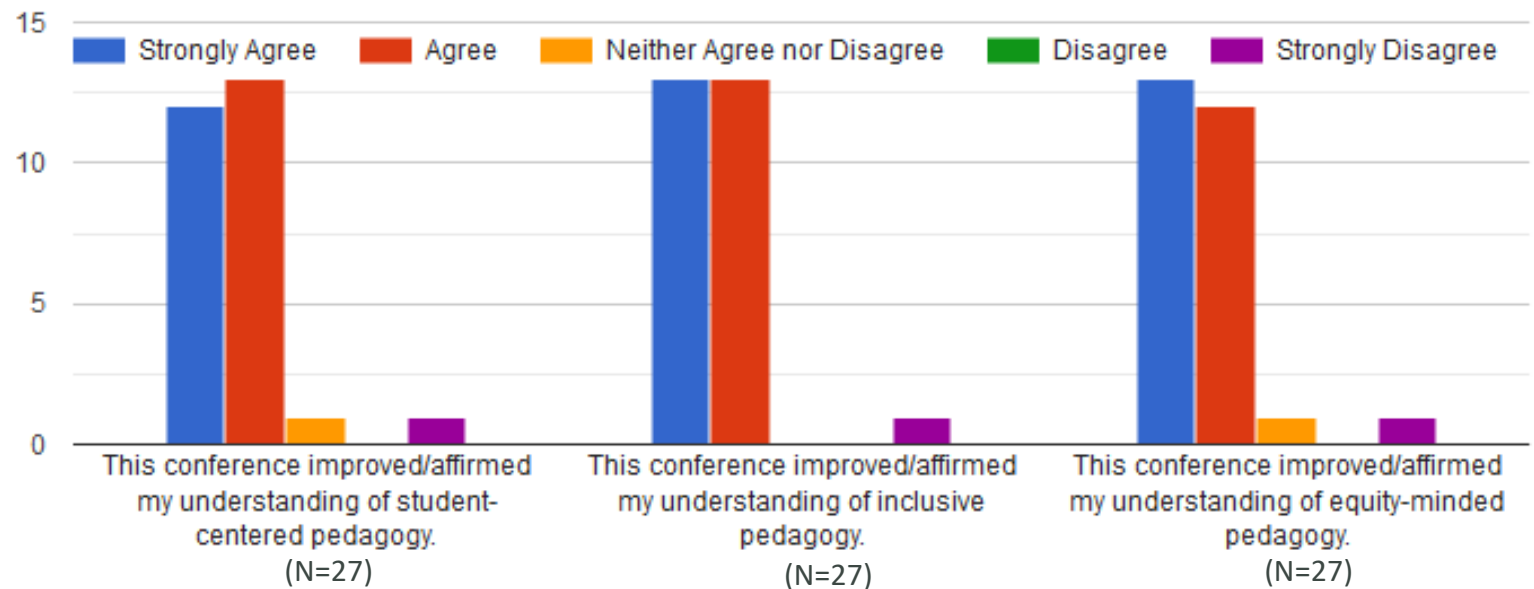
27 responses



Conference Impact on Pedagogical Knowledge

- Roughly, **9 in 10** respondents (**92.6%**) “**Strongly Agree**” or “**Agree**” that the conference improved/affirmed their understanding of student-centered, inclusive, and equity-minded pedagogy.

Please indicate the extent to which you agree or disagree with each of the following statements.

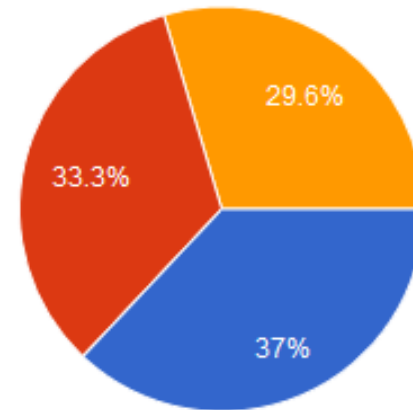


Use/Application of Pedagogical Approaches

- Nearly **2 in 5 respondents (37%)** indicated that they will implement immediately.

Based on the information/skills you learned today, select the statement that best describes the implementation of student-centered, inclusive, and equity-minded pedagogy in your daily practice.

27 responses



- I intend to implement these pedagogical approaches in my daily practice immediately.
- More training is required before I can implement these pedagogical approaches.
- I am already utilizing these pedagogical approaches in my daily practice.

Feedback and Final Thoughts

“It was very interesting and helpful, I'm full of ideas and new projects to think through for myself.”

“I've found that the 'why' is the focus of a lot of pedagogy discussions, and I'd love to discuss more of the 'how.' Also, it would be great to get an expert on inclusive pedagogy in science classes. But overall it was a great day.”

“Thank you for this opportunity! I'd love to be engaged and learn about more of this work and how to incorporate in various ways of interacting with students.”